CENTRE FOR AGEING BETTER

Our Longer Lives: Understanding the Opportunities ~~and Challenges~~

July 2018

Jemma Mouland – Senior Programme Manager, Innovation
Ageing Population: Meeting needs through innovation

Centre for Ageing Better

- We work for a society where everybody enjoys a good later life
- An independent charitable foundation
- We are funded by an endowment from the Big Lottery Fund
- We are part of the network of What Works organisations that promote the better use of evidence
- We develop, share and apply **evidence** to help people age better and bring about **change** to improve later lives

Historic and projected period life expectancy at birth in the UK 1981-2064

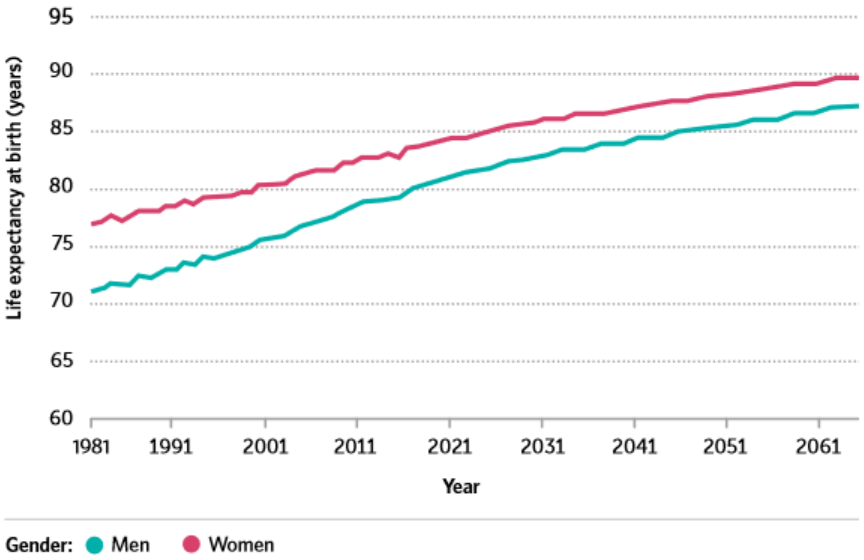

Source: GO Science (2016) Future of an Ageing Population

Age structure of the UK population, mid-2016 and mid-2041

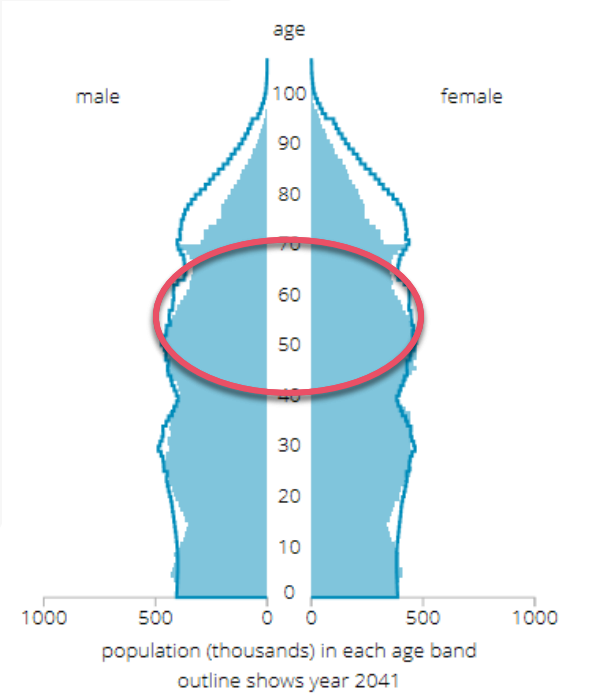

Source: GO Science (2016) Future of an Ageing Population

Our later life is predominately spent in good health

Men aged 65 years can expect to live 17.6 years of which…

11.2 years	**Independent** No care needs
4 years	**Low dependency** Help with shopping and housework, less than once a day
1.1 years	**Medium dependency** Help with dressing and meals, several times a day
1.3 years	**High dependency** Help with feeding and toileting, 24 hours a day

Source: CFAS (2017) Is late-life dependency increasing or not? A comparison of the Cognitive Function and Ageing Studies (CFAS) Lancet 390 (10103): 1676–1684

9

But inequalities persist

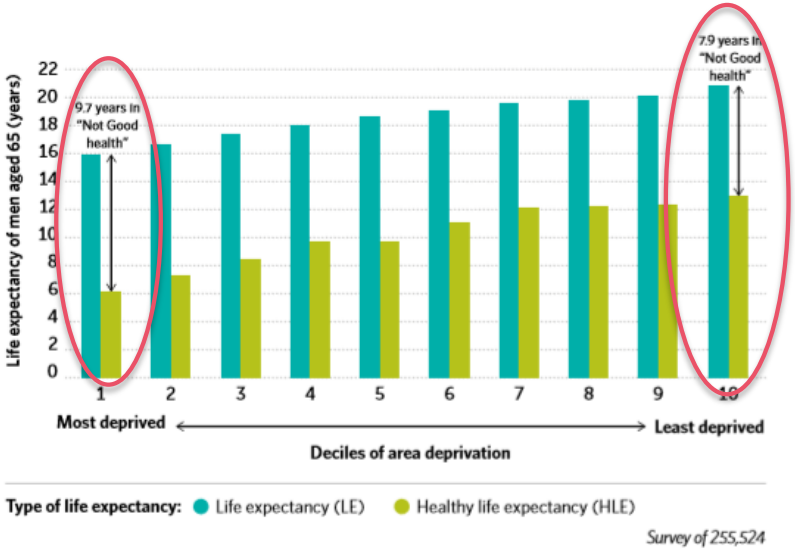

Survey of 255,524

Figure 6.1 Healthy life expectancy (HLE) and life expectancy (LE) for men at age 65 by national deciles of area deprivation in England, 2012-2014[161].

Source: Future of an Ageing Population, GO Science (2016)

More than 90% of people 65+ live in mainstream housing

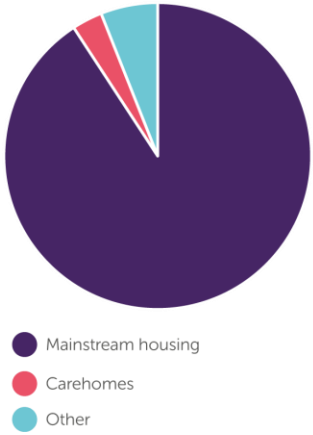

*Source: ONS, 2014;

Old age doesn't = loneliness

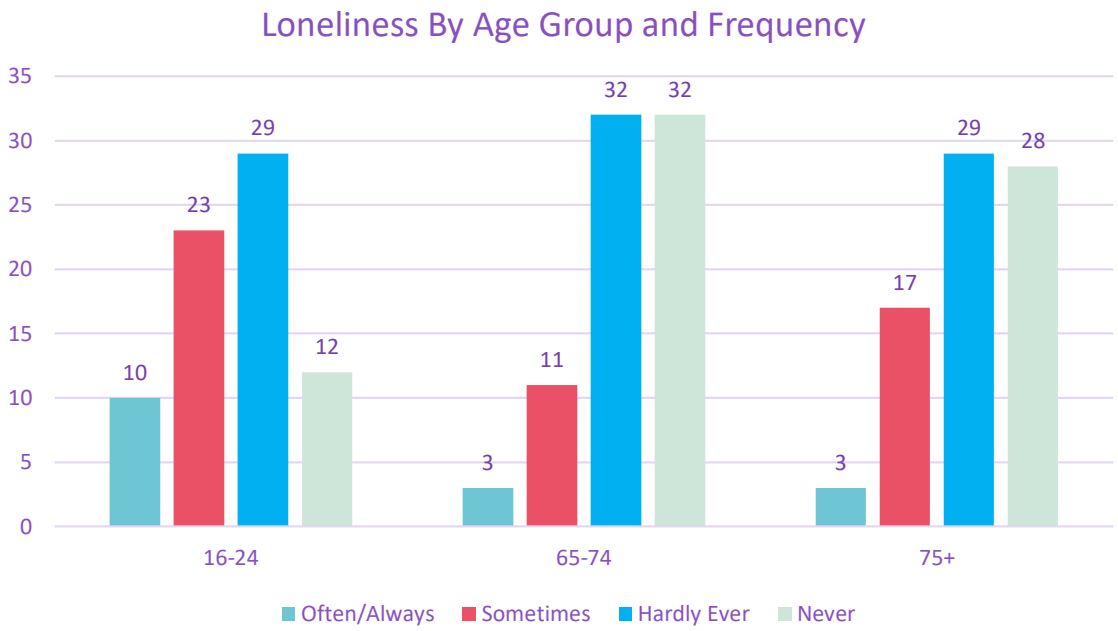

Source: ONS Community Life Survey 2016/17

People (in later life) are not all the same

Thriving boomers

Downbeat boomers

Can-do and connected

Worried and disconnected

Squeezed middle aged

Struggling and alone

Let's talk about contribution rather than burden

10 million

People over 50 in the labour market. If the employment rate of people 50-64 matched that of people in their 30s and 40s would add **£88 billion to GDP per annum**

£1.2 trillion

People aged 50 and over held **77% of the UK's financial wealth** in 2015

£320 billion

People aged 50 and over accounted for **48% of UK household expenditure** in 2012

Centre for Economic & Business Research, 2014 and 2015

What’s important to a good later life?

Health



Financial security

Social connections

Wellbeing

Opportunities for innovation

Work and education

“For me, the good life is having a job again”

Research Participant Later life in 2015 – Centre for Ageing Better

Homes

“I fit with the house rather than the house fits me.”

Research participant, Mackenzie et al (2015)

Economy

“We lump ‘older’ people together in a generic age bracket of 60-100”

Ageism: the last taboo? Centre for Ageing Better event

Neighbourhoods & communities

“I live alone. I like to be out and about – otherwise you can get depressed. I'm still able at 93 to walk about but I can't walk too far without sitting down.”

Research Participant – Centre for Ageing Better Take a Seat Campaign case study, Nottingham.

Innovating for scale



"I THINK YOU SHOULD BE MORE EXPLICIT HERE IN STEP TWO."

A life full of years, or years full of life?

Jemma Mouland
Jemma.mouland@ageing-better.org.uk
@jemmamouland

Centre for Ageing Better
Angel Building, Level 3
407 St John Street, London, EC1V 4AD

020 3829 0113
www.ageing-better.org.uk

Registered Company Number: 8838490 & Charity Registration Number: 1160741