Trends & Developments Research Evaluation

Jon Stroll, Director, Research Analytics
Jon.stroll@clarivate.com

September 2017

Clarivate Analytics

Agenda & Introductions

- Who we are
- Brief Reflection on National Assessment
- Metrics & development
- Engagement & beyond

Introducing Clarivate Analytics

- We are a new & independent company formed October 3rd 2016
- Formerly the IP & Science business of Thomson Reuters
- Deliver *Web of Science*, *Journal Citation Reports* and *InCites* in partnership with Jisc Collections & MIMAS, http://wok.mimas.ac.uk/

Who uses the our products in the UK?		
Universities	**Research Funders & Associations**	**University Rankings**
100% of Russell Group Universities	NERC, BBSRC, MRC, EPSRC & STFC	Shanghai Jiaotong, Leiden Ranking, US News & World Report, Reuters
100% of Top UK Innovative Universities	Wellcome Trust Cancer Research UK	
70% of all UK Higher Education Institutions		

ISI® → DERWENT THOMSON SCIENTIFIC ™ → THOMSON REUTERS → Clarivate Analytics

Trends in National Assessment

REF 2014, first foray into metrics by HEFCE

- Increased acceptance & understanding of limitations of classic bibliometrics

Key Developments in National Assessment

- Societal value, Impact and value for money
- Research in a global economy, University Rankings, World Class University
- Internal research assessment systems & growth of institutional repositories
- Rise of social media, altmetrics and expansion of indicators

Recent News, Excellence in Research 2018

- This exercise, includes evaluations informed by a range of indicators, including citation metrics and peer review, with a focus on those relating most clearly to the quality of research outputs.
- Excited to share the recent announcement that Clarivate Analytics will be the exclusive provider of citation data to Australian Research Council for ERA 2018

http://www.arc.gov.au/news-media/media-releases/clarivate-selected-citation-provider-era-2018

Existing types of Bibliometric Indicators

- **Focus: To understand the purpose or aim of the intended evaluation prior to start of evaluation**
  - Indicators below focus on Scholarly Outputs

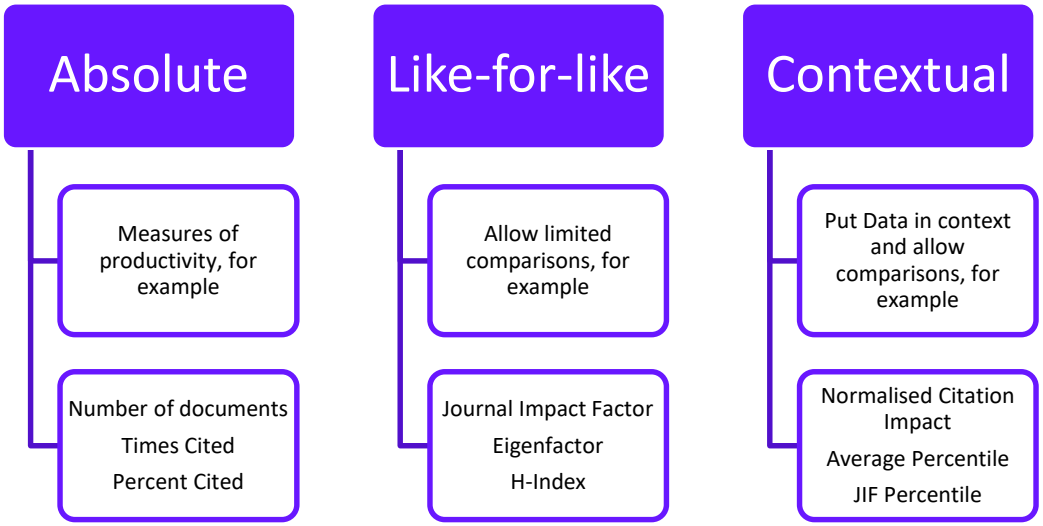

- **Noting additional Impact Outputs across:**



Relevant to the REF to broaden scope

- How to measure wider impacts beyond scholarly impact
- How to best define fields for evaluation purposes
- Increasing the scope of research outputs
- Interdisciplinary

Clarivate Analytics

So which indicator?

- Range of indicators and metrics with increased focus on 'explainability'

Purpose of analysis or what may be evaluated	Example Types of Indicators
Collaboration	Percentage of co-authorship (International / Industry)
Benchmarking	Normalised Citation Impact Baselines
Impact	Category Normalised Citation Impact Pecentage of Hot Papers Percentiles: Top 1% / Top 10%
Quantitative	Total Outputs Times Cited
National Assessment	*Specific to National Body*

- Indicators alone are not sufficient, need for supplementary information to support decision-making
- Collaboration between data providers and wider community to provide a broader picture in respect of research evaluation
- Focus on transparency and how indicators are contextually sensitive
- Underpinned by continual need to re-educate and enlighten users on 'responsible use'

Clarivate Analytics

Pioneer Spirit, from traditional leader to innovative learner

- In memoriam, Professor Garfield, founding father of bibliometrics and ISI, 1925 to 2017, who created Science Citation Index (1964) and Journal Impact Factor (1975). A continual advocate of correct use of metrics.
  - https://clarivate.com/blog/announcing-the-eugene-garfield-scholarship/

- Examples of recent projects across our portfolio on how to collect, define and expand

Publons	ImpactStory	Interdisciplinarity	Economic
• Peer review process	• Industry grant to support OpenAccess	• Dispersion of papers across categories	• Innovation evaluation through patent-publication link

New types of analysis	Review of metrics	Unifying data

- Increasing funding acknowledgements in Web of Science from ResearchFish and PubMed
  http://clarivate.libguides.com/woscc/funding

Clarivate Analytics

Underpinned by rigorous review & implementation

- Journal Publishing Standards
- Editorial Content
- International Focus
- Citation Analysis
- Selected & curated
- Journal expansion

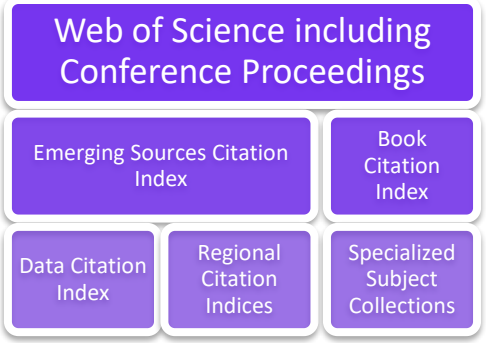



- Web of Science Core Collection '*cover-to-cover*' indexing policy maintains accuracy:
  - All Articles, All Citations

- Capturing high-value Metadata (37 fields) including title, journal, author names, titles, addresses, e-mail addresses, country, references cited
  - Over 70 Million fields captured each year
  - Expanded to include Funding Acknowledgements since 2008

- Standardized capture to unify institutional variants and delivering a hard-link index between articles and cited references: over 1.3 Billion links created

Clarivate Analytics

Recent Academic & Industry Participation

- **Community Outreach**
- Web of Science Citation Big Data Workshops – June 2017
  - Aalborg University, Swiss Federal Institute of Technology Lausanne and British Library
  - http://wok.mimas.ac.uk/news/2017/20170523.html
-
- **Collaborative workshops**
  - Rethinking Impact Factors: New Pathways in Journal Metrics, Lorentz, November 2017
  - https://www.lorentzcenter.nl/lc/web/2017/906/info.php3?wsid=906&venue=Snellius
- **Analytic workshops**
  - InCites Customer Forum, London – Paris – Vienna, October 2017
- **Partnership workshops**
  - WoSEC (Web of Science Enhancement Committee), Spring & Autumn, 2017 (ongoing since 1999)
  - http://wok.mimas.ac.uk/news/2017/20170112.html

What the future holds?

Annette Thomas, CEO, Scientific & Academic Research

- Responsible and *Relevant* Metrics
- Ongoing feasibility review of issues raised from Stern Review on
  - Interdisciplinarity
  - Wider impact
- Developing & validating methodology on what is possible and what those metrics are actually measuring. What is appropriate use and its limitations.
- Engagement with Jisc Forum for Responsible Metrics
- Annette Thomas to lead Science & Academic Research within Clarivate Analytics from September 25th 2017 (currently Board Member Clarivate Analytics)

Clarivate Analytics

Q&A

Or, come find our booth and talk to us directly about anything which has raised your interest