fish®

Tracking Research and Evidencing Impact

Metrics for the REF

Michael Francis and Katy Elliott, Researchfish

researchfish®

Top sources of further funding

Ranking	Your data	Amount	Benchmarking cluster
1	Funder A	£245,000	Funder B
2	Funder B	£204,000	Funder A
3	Funder C	£198,500	Funder Y
4	Funder X	£134,000	Funder D
5	Funder D	£125,000	Funder C
Total		**£923,000**	

- Benchmarking cluster also reported funder Y as their top 5
- Your unique strength appears to be funder X

researchfish®

Researchfish, REF & Impact

Who we are

What Data?

Familiar statements:

"Before Researchfish, **when we relied on final reports, we used to have to scramble around to try and get the data at the last minute and it was all over the place.** Researchfish is good to have as a repository of data especially for very large projects such as Horizon."

"a number of grants are interdisciplinary and so we have a whole breadth of outputs and outcomes, crossing sectors such as creative industries, energy and healthcare, and disciplines such as engineering, psychology and computer science. Researchfish allows the data to be captured in one repository with consistent categories, and hence addresses the issues of different schools using different methods.

researchfish®

Familiar challenges

Increased pressure on funding (spending reviews, B**x*t etc)

Increased international competition

Increasing reporting burden (REF, KEF, TEF etc)

fish®

What data?

Reported by your researchers (even if you are not a user)

If you have researchers, we have outcome data on academic research

Lets take a look at how it works and the high level outcomes types…

researchfish®

How does it work?

- Funder/charity/research organization joins - award details are uploaded into the system
- Researchers receive invites from RF to create account with relevant award.
- Researchers enter the information, automated as far as possible, connection with other databases, bulk publication upload, Altmetrics score
- Funder/charity/research organization download data and create reports
- Explore the data, gaining insights, discover, predict, advise

What data is collected?

researchfish®

Common Outcomes

Publications	Intellectual Property & Licensing
Collaborations	Medical Products, Interventions and Clinical Trials
Further Funding	Artistic & Creative Products
Career Development	Software & Technical Products
Engagement Activities	Spin Outs
Influence on Policy	Awards and Recognition
Research Tools & Methods	Other Outputs & Knowledge
Research Databases & Models	Use of Facilities & Resources

Common Categories

New knowledge

- Publications
- Research Tools and Methods
- Research Databases and Models

Knowledge Transfer and Exchange

- IP & Licensing
- New products (medical, software, artistic etc)
- Spin Outs

Wider engagement

- Influence on policy, practice and the public
- Engagement activities

Developing human capacity and skills

- Next destination and skills
- Awards and recognition
- Use of facilities and resources

Further research and collaborations

- Further funding
- Collaboration and partnerships

Other output

- E.g. animal use, non-academic publications, secondments, events
- Funder-specific questions

researchfish®

Your data from 46 funders

3,502 Awards

Over £848 million of funding

58,770 reported outcomes

29,817 Publications

2,795 Policy and Engagement impacts

419 Commercialisation outputs (IP, patents, spin outs)

Over £2 billion of further funding raised

783 industrial and 3,061 public sector collaborators, 1,729 international collaborations

15,737 Knowledge Exchange activities

Metrics

✓ Publications

✓ Medical Products, Interventions & Clinical Trials

✓ Influence on Policy

✓ Collabs & Partnerships

✓ Further Funding

✓ Next Destination

✓ Spin Outs

✓ Engagement activities

Ref: AMRC Making a difference: Impact report 2019

Examples of analysis

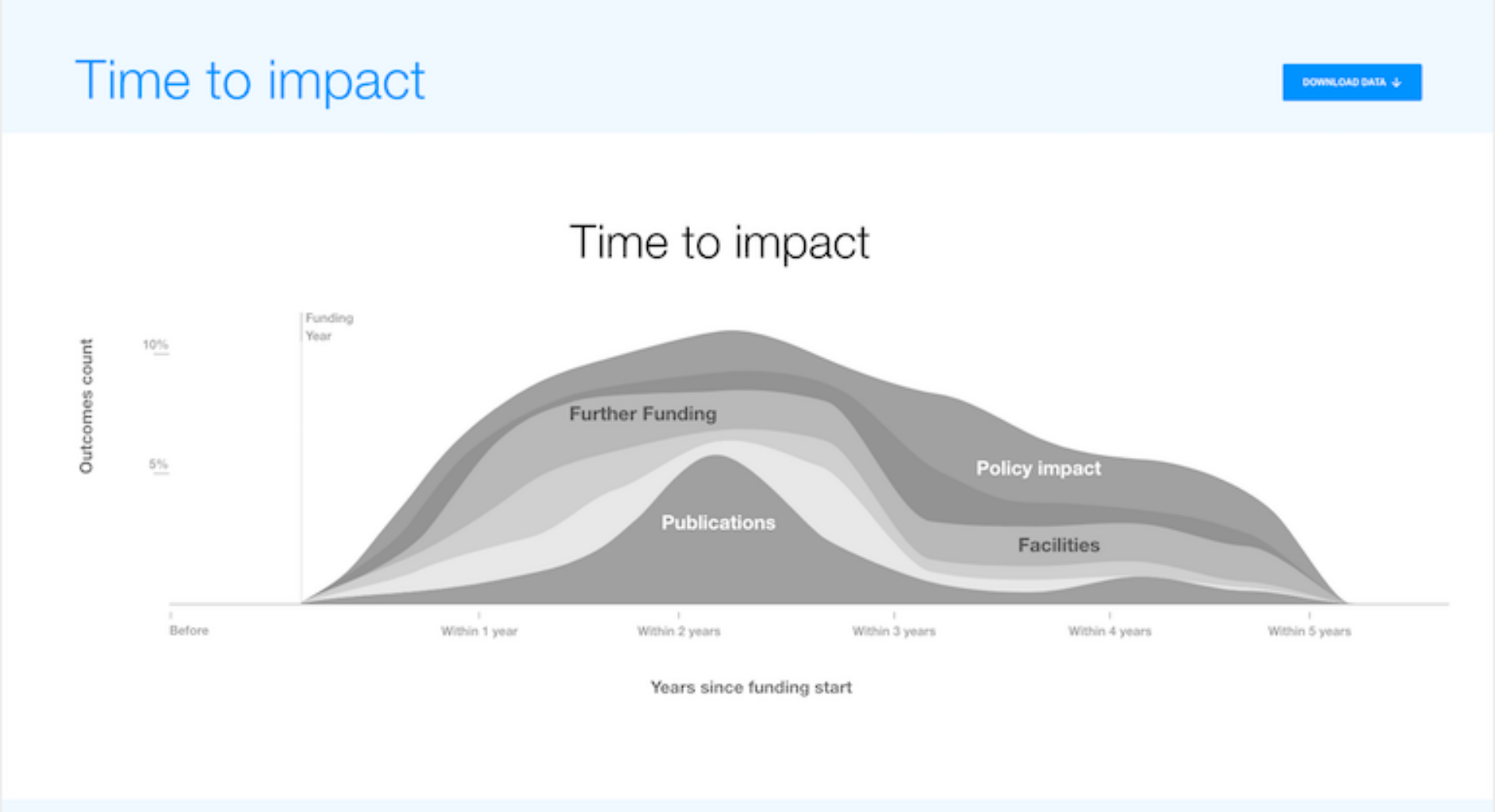

Benchmarking time to outcomes

researchfish®

% of awards reporting commercialization activities from the start of award depending on research programme

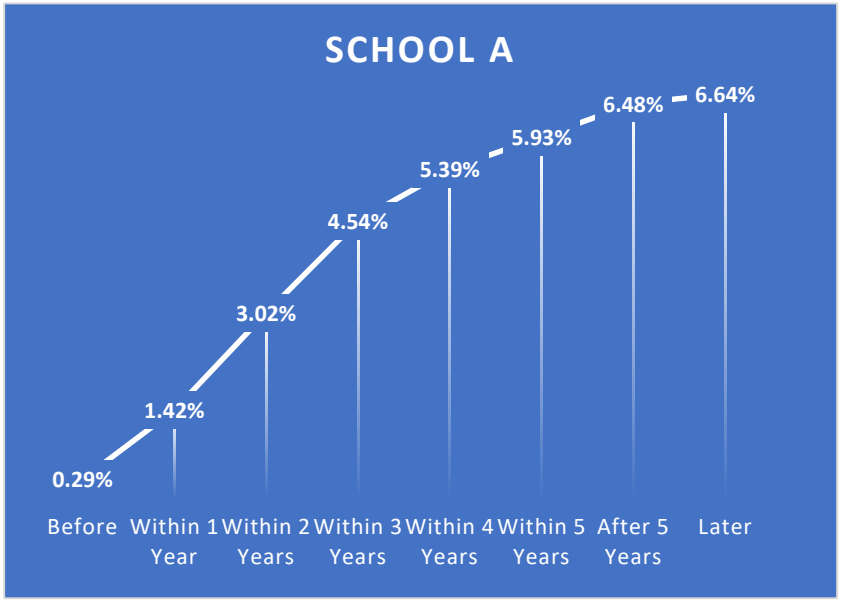

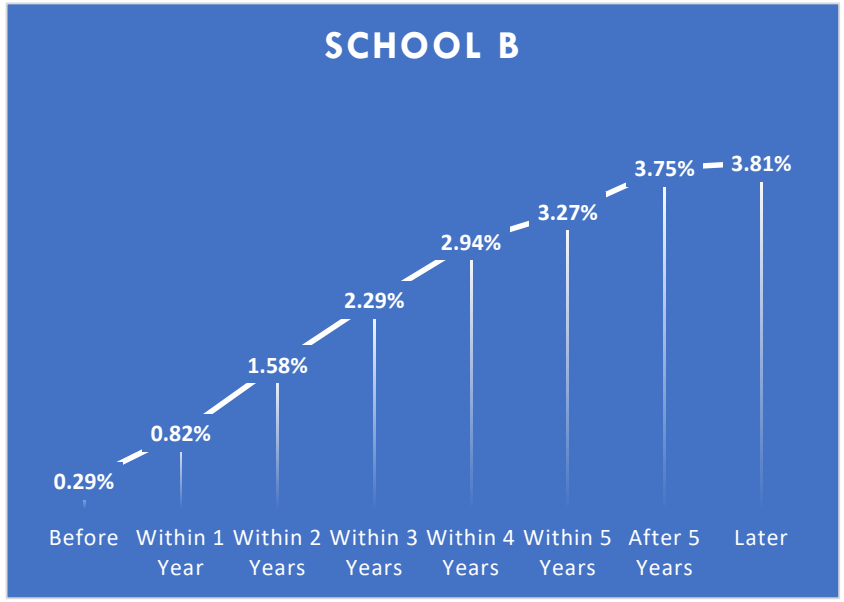

researchfish®

Performance

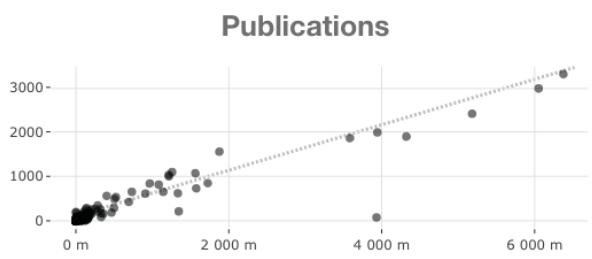

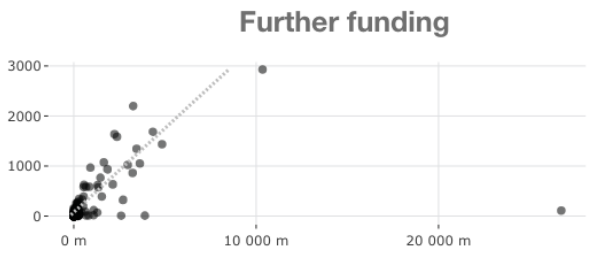

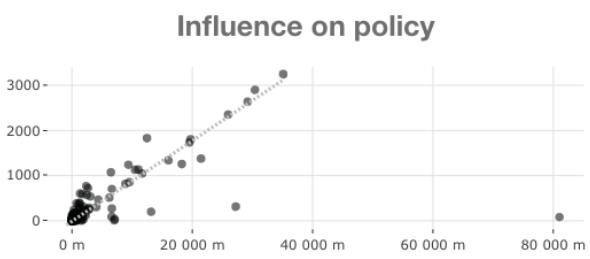

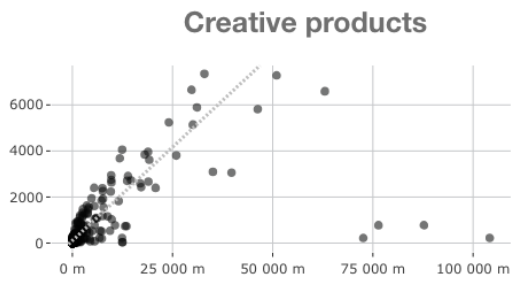

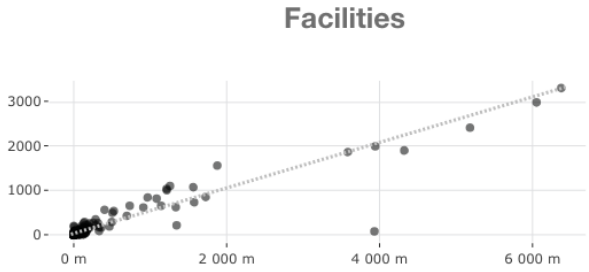

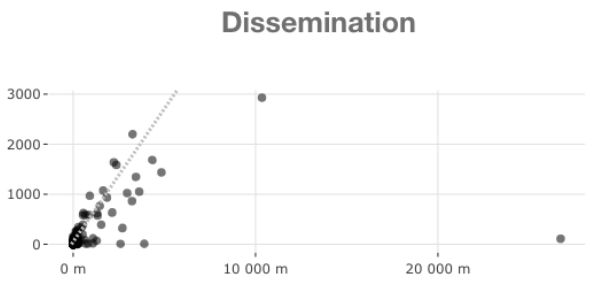

researchfish®

Number of reported Outcomes vs Research Funding

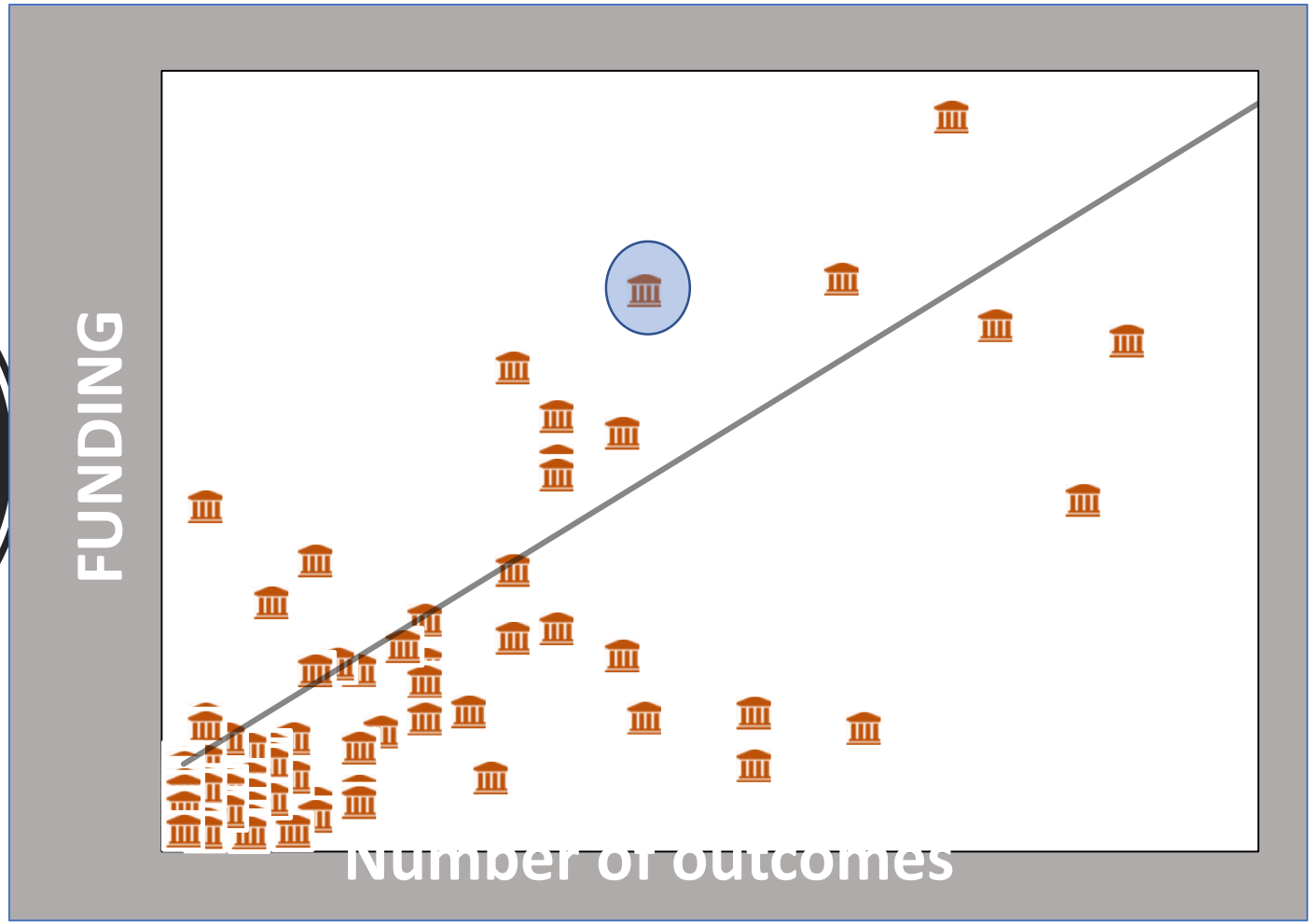

Discovering Trends

researchfish®

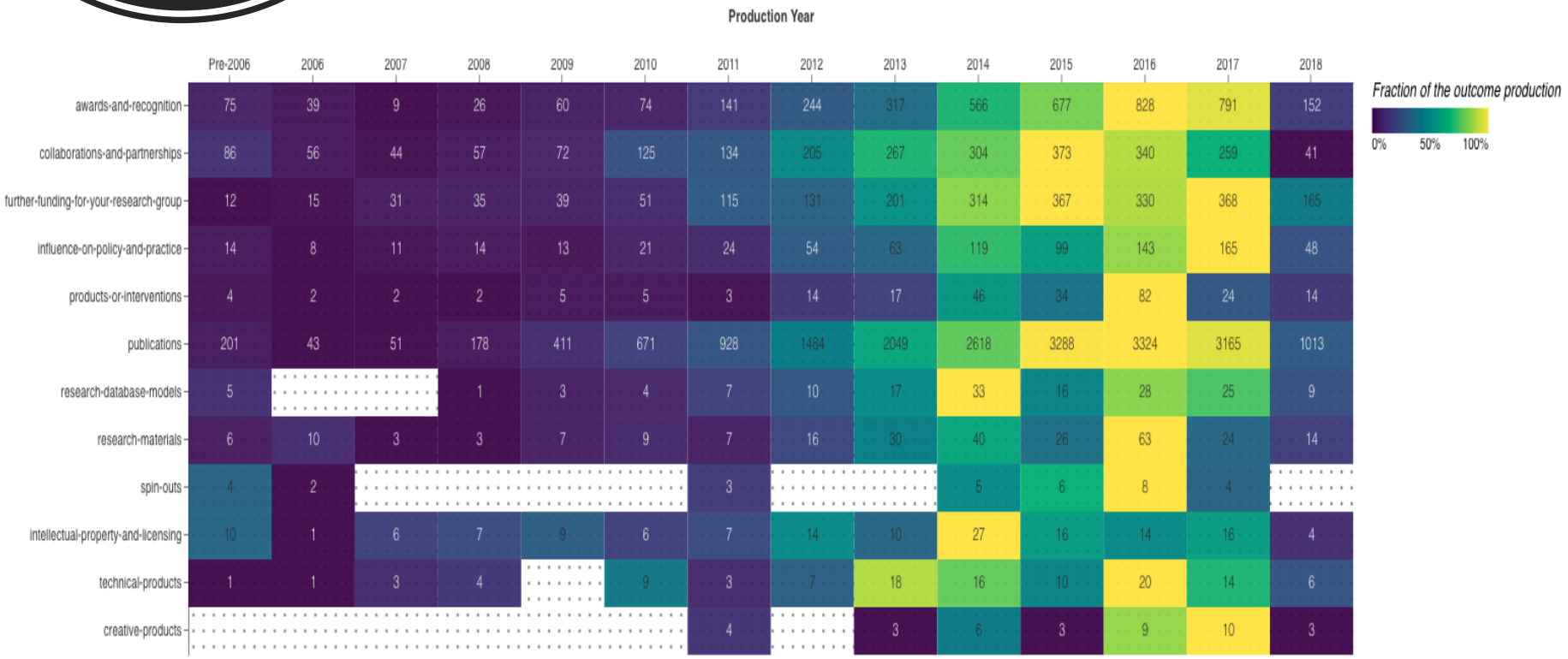

researchfish®

Distribution of new knowledge outcomes (non-publications) reported

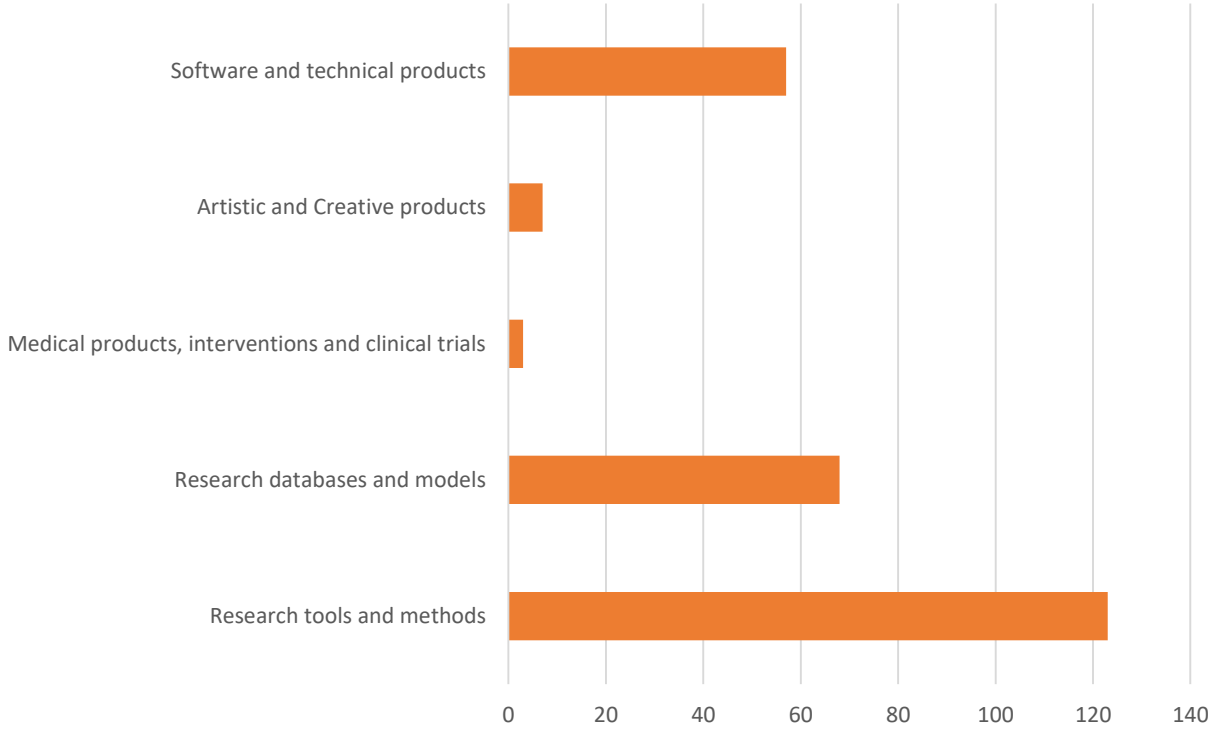

Why organisations use Researchfish data?

Communicating the benefits of research	Reaching out to more stakeholders to explain, and understand your research
Capturing holistic impacts	Enabling to report the impact of your funding beyond publications, for example changes to policy, drug development, teaching improvements
Telling a story	Generating powerful impact stories to capture the imagination of your audience
Collaborating and benchmarking	Collaborating and benchmarking with others, achieving more together

researchfish®

Our work with HEI's and Researchers

Structured validated data ready for analysis

Interoperability (bulk upload, API, SQL)

Data exploration tools

Reducing reporting burden

Benchmarking and showcasing

Case Studies

researchfish®

Come and take a look at your journey so far…

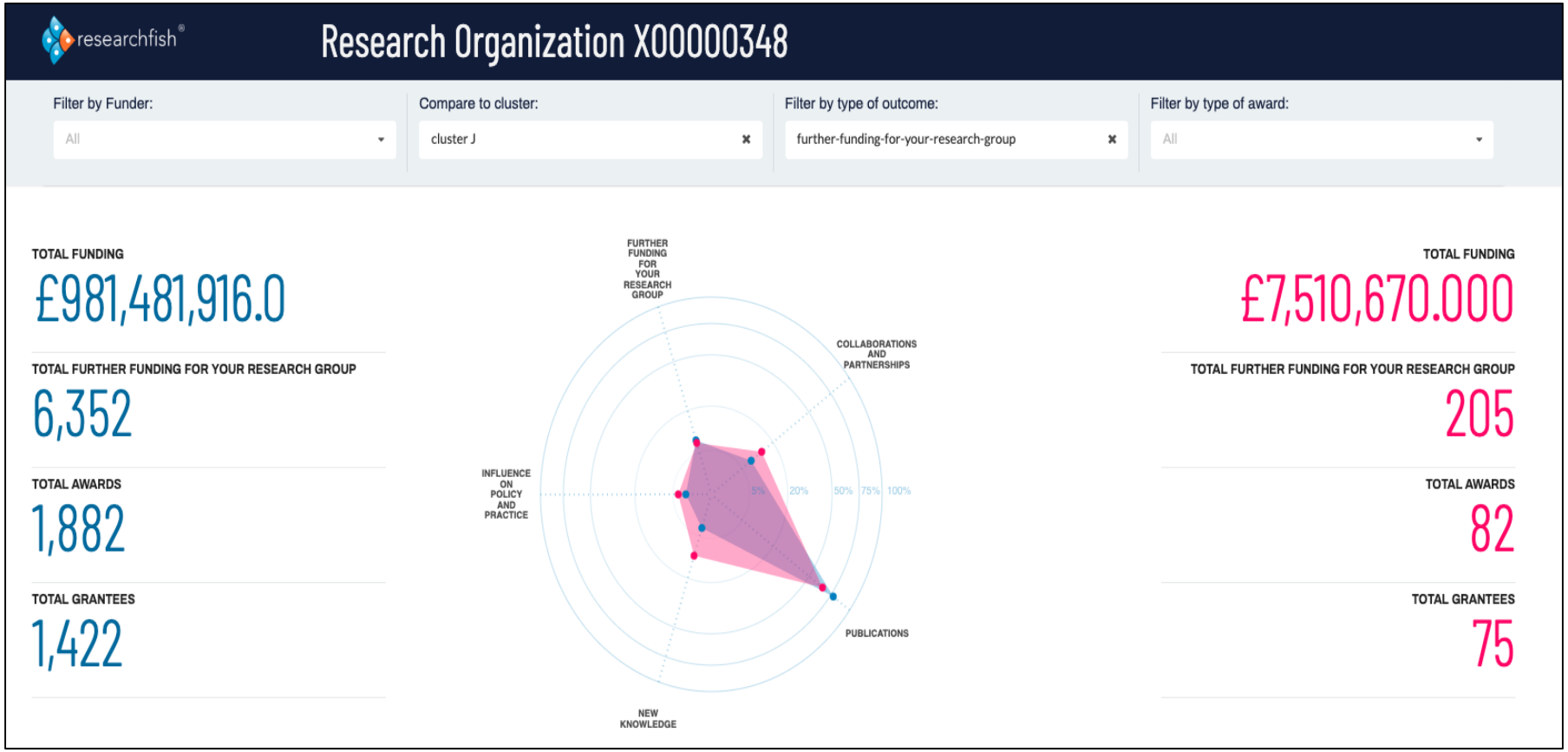

Strategy of Impact Conference 2019

researchfish®

- 12th November 2019 – British Library
- Theme – Building the Community
- Open to all – both Researchfish members and non-members
- Morning keynotes
- Afternoon streams and workshops:
  - Research on research
  - Analysis and visualisation of data
  - Data linkage and case studies
- https://www.researchfish.net/conference2019